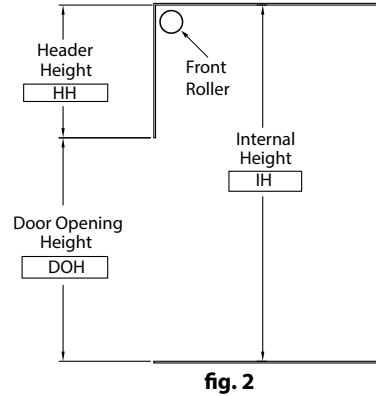
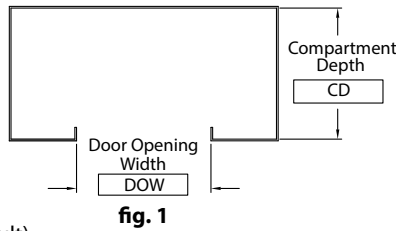


GORTITE[®] PRE-FRAMED ROLL-UP DOORS | QUOTE REQUEST FORM

Date _____ Address _____
 Company Name _____ City _____ State/Prov. _____
 Contact _____ Zip/Postal Code _____ Country _____
 Email _____ Compartment Name/ID _____
 Phone _____ Quantity _____

DOW (fig. 1): _____
 DOH (fig. 2): _____
 HH (fig. 2): _____
 IH (fig. 2): _____
 CD (fig. 1): _____
 Roller Location: (as shown in fig. 2)



Front of Compartment (default)

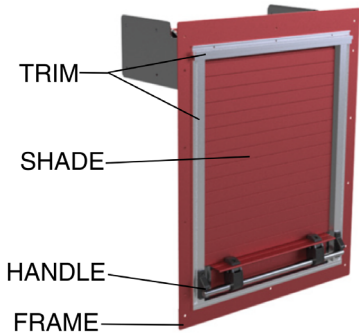


fig.3

Door Finish: (see fig. 3):

Trim/Rails

- Wet Painted
- Satin Anodized

Shade/Door & Handle Extrusion

- Wet Painted
- Satin Anodized

Frame

- Wet Painted
- Satin Finish

Side Rail: Standard Universal



Pre-Drilled Mounting Holes in Frame:

- Yes - Pattern by Dynatect
- Yes - Pattern by Customer (please attach drawing)
- No

Top Drip Rail (located at top of door):

- Yes - Standard Length
- Yes - Custom Length: Qty: _____ Length: _____
- No

Sill Plate: Standard Universal

Paint Specification: _____

Flange dimensions: Side and bottom flanges are 1.5" x 1.5" x 0.125".
 Adds 1.375" to the opening of cabinet around the perimeter of the door.
 Top flange adds 3.0" to the opening of the cabinet.

Please continue on next page

GORTITE[®] ROLL-UP DOORS (STANDARD COMPARTMENT) | QUOTE REQUEST FORM

Please note, options and accessories may be shipped separately and may require additional installation

Standard Bar Handle

Manual Key Lock: Yes No

Key Type: J236 B1250 CH751 CH501

12VDC Plunger Style Power Lock Option (requires manual lock):

- Yes: Lock on Right Side of Door
 Lock on Left Side of Door
 Lock on Both Sides of Door (36" or wider)

No

12-24VDC Rotary Style Power Lock Option:

- Yes: Lock on Right Side of Door
 Lock on Left Side of Door
 Lock on Both Sides of Door (wider than 72")

No

Handle Operation:

Inside/Outside Standard Outside

Optional Paddle Handle

- Replaces standard bar handle and any associated options
 - Turnkey system of paddle handle, J201 keyed lock, connections to latch release mechanisms on both sides of the door, inside cover, and inside release handle
- Optional Paddle Handle System on 5" extrusion (3.5" minimum header)

Pull Strap, 22" (for tall doors): Yes No

Magnetic Door Ajar Switch:

- Yes: Switch on Right Side Facing Door
 Switch on Left Side Facing Door
 Ship Loose
Output*: Positive Negative
**Output is opposite of ground.*

No

Cabinet Lights:

- Yes: Lights on Right Side of Door
 Lights on Left Side of Door
 Lights on Both Sides of Door
 Ship Loose

No

Comments/Notes